

MODEL 1GPC12 GAS PASTA COOKER



SPECIFICATIONS:

Gas pasta cooker, Vulcan-Hart Model No. 1GPC12. 316 stainless steel tank, 12 gallon capacity. Stainless steel front and sides. Set of four 6" adjustable casters (2 locking). Overflow dam with diameter skim port. 1" full port ball type drain valve. 90,000 BTU/hr. input. Temperature control adjusts from 190° to 212°F. Power "ON", "HEATING" and "HI-LIMIT" indicators. Hi-limit shut-off. Combination gas shut-off valve, pressure regulator and electronic pilot ignition system. 1/2" rear gas connection. Tank cleaning brush.

Overall dimensions: 15 1/2" w x 34 3/4" d x 47 1/8" h. Working height 36 1/4".

CSA design certified. NSF listed.

SPECIFY TYPE OF GAS WHEN ORDERING.

SPECIFY ALTITUDE WHEN ABOVE 2,500 FT.

STANDARD FEATURES

- Stainless steel front and sides.
- 316 stainless steel tank, 12 gallon capacity. Includes limited 12 year tank warranty.
- Set of four 6" adjustable casters (2 locking).
- Overflow dam with skim port for starch removal and overflow protection.
- 1" full port drain valve.
- 90,000 BTU/hr. input.
- Temperature control adjusts from 190° to 212°F. Power "ON", "HEATING" and "HI-LIMIT" indicators.
- Hi-limit shut-off.
- Combination gas shut-off valve, pressure regulator and electronic pilot ignition system.
- 1/2" rear gas connection.
- Tank cleaning brush.
- One year limited parts and labor warranty.

ACCESSORIES

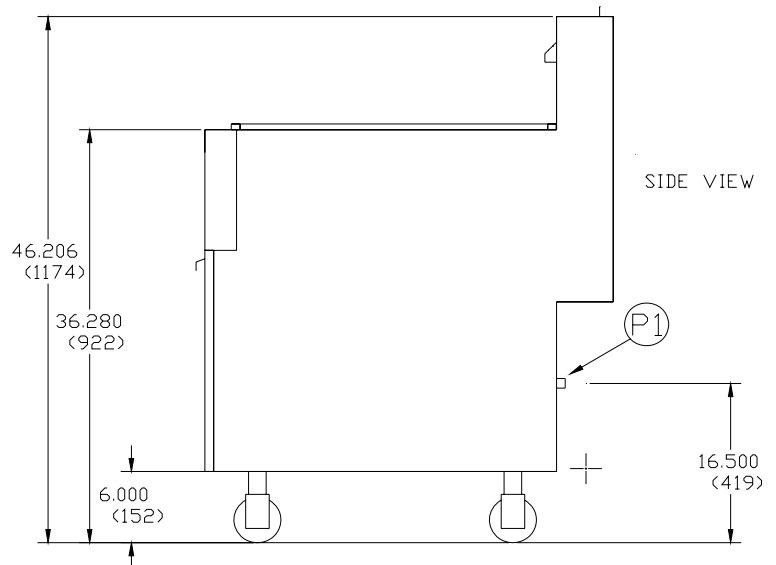
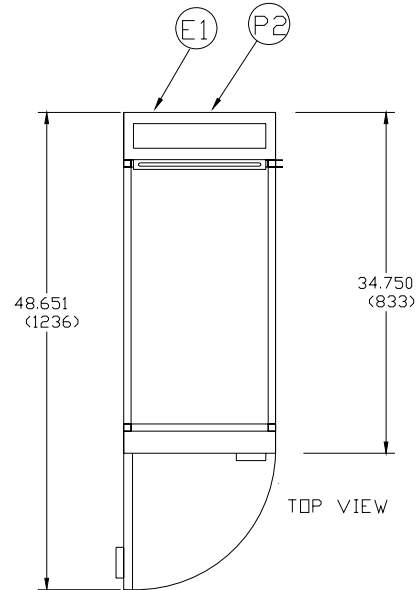
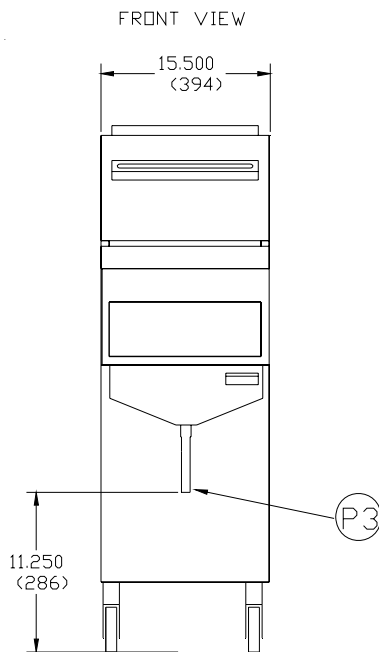
- Fine mesh stainless steel bulk cook basket.
- Twelve section retherm basket with a set of twelve plastic retherm portion cups. NSF approved.
- Set of six individual 5 1/4" round fine mesh stainless steel cook and retherm baskets with base screen.
- 3/4" x 4 ft. flexible gas hose with quick disconnect and restraining device.

IMPORTANT

1. A combination valve with pressure regulator is provided with this unit.
Natural Gas 4.0" (102 mm) W.C.
Propane Gas 10.0" (254 mm) W.C.
2. An adequate ventilation system is required for Commercial Cooking Equipment. Information may be obtained by writing to the National Fire Protection Association, Batterymarch Park, Quincy, MA 02269. When writing refer to NFPA No. 96.
3. All models require a 6" (152 mm) clearance at both sides and rear adjacent to combustible construction.
4. All models require a 6" (152 mm) minimum clearance to adjacent open top burner units.
5. This appliance is manufactured for commercial installation only and is not intended for home use.

SERVICE CONNECTIONS: (casters fully extended)

- (P1) 1/2" NPT pipe gas connection, 16 1/2" above floor.
- (P2) 3/4" garden hose connection, 11 1/4" above floor.
- (P3) 1 1/4" NPT drain connection, 11 7/8" above floor.
- (E1) Electrical connection, 120/60/1, 18 1/2" above floor.



MODEL	WIDTH	DEPTH	OVERALL HEIGHT	WORKING HEIGHT	TANK SIZE	BTU/HR.	TANK CAPACITY	APPROX. SHP.WT.
1GPC12	15 1/2"	34 3/4"	46 1/4"	36 1/4"	14" x 18 1/4"	90,000	12 gallons	250 lbs.

NOTE: In line with its policy to continually improve its products, Vulcan-Hart Company reserves the right to change materials and specifications without notice.