



ACCESSORIES: ACB COUNTER MODEL ACHIEVER CHARBROILER



Model ACB47 With Backsplash, Plate Rail And Grate Options
Grates - Left To Right: Steel Round Rod(2), Cast Diamond(2), Griddle Plate(1) and Cast Straight(2)



**GRIDDLE
CUTTING BOARD**

**CHARBROILER
CONDIMENT RAIL**

**HOTPLATE
PLATE RAIL**

- CUTTING BOARD**
- CONDIMENT RAIL**
- PLATE RAIL**
- BACKSPLASH**
- GRATE OPTIONS**
- GRIDDLE PLATE**

KEY FEATURES

- ▶ Stainless steel construction.
- ▶ Welded and smooth blended edges.
- ▶ Line matched to MSA,900RX griddles and VHP hotplate accessories.
- ▶ Cutting board accessory features stainless steel frame with removable board inserts. Inserts are 1" thick X 7" wide, Sani-TUFF® rubber NSF listed boards.
- ▶ Condiment rails will accommodate up to the following amounts of 1/6 size containers:
 - 25" model – 3
 - 36" model – 4
 - 47" model – 6
 - 60" model – 8
 - 72" model – 10
- ▶ Plate rails feature a full 12¼" deep stainless steel shelf.
- ▶ Back splash kit has 6" back and tapered sides.
- ▶ Variety of grate options available to fit your broiling needs. Grates are cast iron or welded standard steel construction.
- ▶ Griddle plate accessory is constructed of ¼" welded standard steel plate.
- ▶ One year limited parts and labor warranty.

OPTIONAL FEATURES

- ▶ Product variations available. See your sales representative for product variance requests.

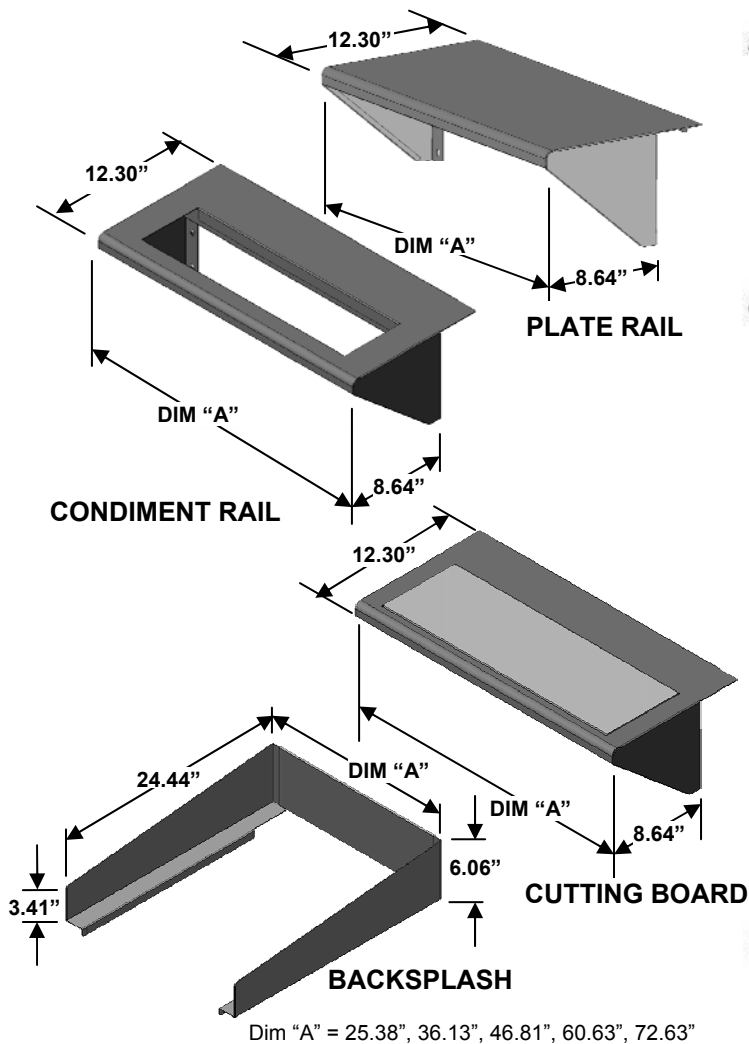
Approved by _____

Date: _____

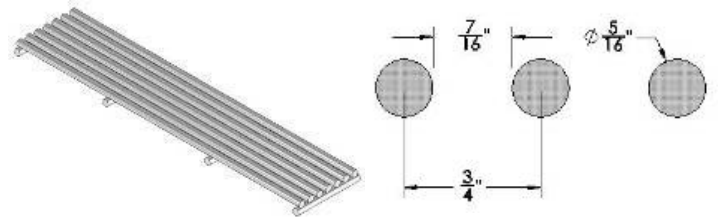
<h1 style="margin: 0;">WOLF RANGE COMPANY</h1>	<p>Wolf Range Company Division of ITW Food Equipment Group LLC (800) 366-9653 www.wolfrange.com</p>
---	---



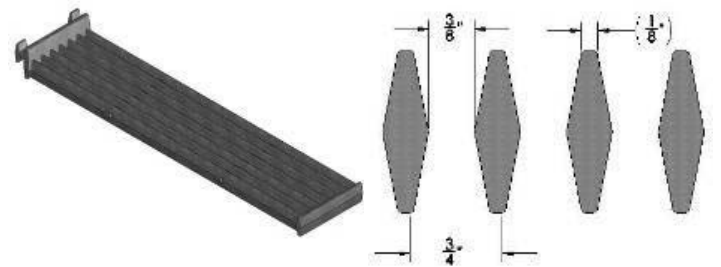
ACCESSORIES: ACB COUNTER MODEL ACHIEVER CHARBROILER



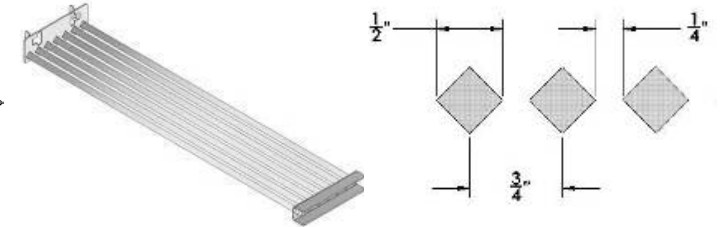
Dim "A" = 25.38", 36.13", 46.81", 60.63", 72.63"



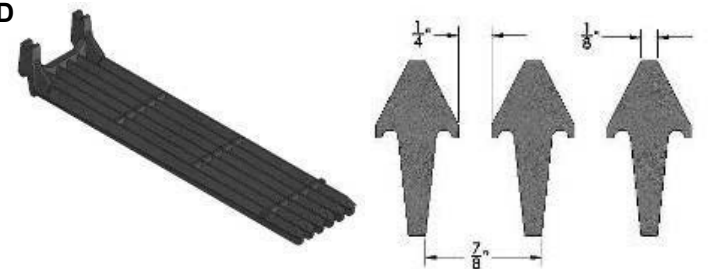
GRATE-RR724



GRATE-CDIA24



GRATE-DIA24



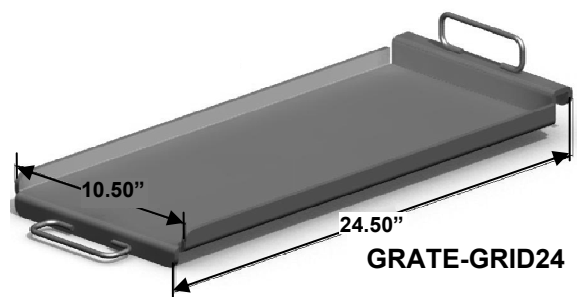
GRATE-CSTR24

All above grates are 5.25" wide X 24" long

GRATES	
DESCRIPTION	ACCESSORY CODE
Round rod(1/2" welded steel rods)	GRATE-RR724
Cast diamond(standard-cast iron)	GRATE-CDIA24
Diamond fabricated(welded steel)	GRATE-DIA24
Cast straight(cast iron)	GRATE-CSTR24
Griddle Plate(welded 1/4" steel)	GRATE-GRID24

ACCESSORY CODES				
MODEL #	PLATE RAIL	CONDIMENT RAIL	CUTTING BOARD	BACK SPLASH
VACB20	PLTRAIL-ACB20	N/A	N/A	BCKSPLH-ACB20
VACB25	PLTRAIL-ACB25	CONRAIL-ACB25	CUTBD-ACB25	BCKSPLH-CB25
VACB36	PLTRAIL-ACB36	CONRAIL-ACB36	CUTBD-ACB36	BCKSPLH-CB36
VACB47	PLTRAIL-ACB47	CONRAIL-ACB47	CUTBD-ACB47	BCKSPLH-CB47
VACB60	PLTRAIL-ACB60	CONRAIL-ACB60	CUTBD-ACB60	BCKSPLH-CB60
VACB72	PLTRAIL-ACB72	CONRAIL-ACB72	CUTBD-ACB72	BCKSPLH-CB72

*Two piece board



GRATE-GRID24

NOTE: In line with its policy to continually improve its product, Wolf Range Company reserves the right to change materials and specifications without notice.

This appliance is manufactured for commercial use only and is not intended for home use.