



Item # _____

MODEL VBS Series

SCHOOL TRANSPORT



Model VBS7

Model VBS15



SPECIFICATIONS:

School transport holding and transport cabinets designed specifically for school transport requirements. Vulcan-Hart Model No. VBS7 and VBS15. These cabinets are complete with 6" all swivel casters, top mount cord and cord wrap, recessed push/pull handles, Dutch style doors on model VBS15, and transport latch. Heavy duty 20 gauge polished stainless steel cabinet with welded tubular steel inner frame for increased durability. Stainless steel door with heavy duty hinges, door latch mechanism, and long lasting silicone gaskets. Fully insulated, 2" in top and 1½" in sides and bottom. Interior fixed tray slides. VBS7 accepts sixteen 18" x 26" sheet pans, VBS15 accepts thirty-two 18" x 26" sheet pans. Recessed control panel includes power "on" and heater "on" indicator lights, dial thermostat adjusts from 60° to 190°F, and temperature read-out dial. 1,200 watt metal sheathed heating element, 10 amps total draw. Requires 120 volt, 60 Hz, single phase power supply. Furnished with 6' power cord and NEMA 5-15 plug.

Exterior dimensions: **VBS7:** 23¾"w x 30¼"d x 37¼"h on 6" all swivel casters

VBS15: 23¾"w x 30¼"d x 66"h on 6" all swivel casters

UL listed. UL listed to Canadian safety standards. Meets ENERGY STAR® performance levels.

STANDARD FEATURES

- School transport holding and transport cabinets designed specifically for school transport requirements
- VBS7 capacity of sixteen 18" x 26" sheet pans
- VBS15 capacity of thirty-two 18" x 26" sheet pans
- VBS15 provided with Dutch style doors
- Heavy duty transport latch
- Recessed push/pull handles
- Top mounted cord and cord wrap
- Heavy duty 20 gauge polished stainless steel cabinet with welded tubular steel inner frame for increased durability.
- Set of 6" casters (4 swivel), semi pneumatic
- Stainless steel door with heavy duty hinges, door latch mechanism, and long lasting silicone gaskets.
- Fully insulated: 2" in top and 1½" in sides, bottom and door.
- Fixed tray slides
- Recessed control panel includes power "on" and heater "on" indicator lights, dial thermostat adjustable from 60° to 190°F, and temperature read-out dial.
- 1,200 watt metal sheathed heating element, 10 amps total draw.
- Requires 120 volt, 60 Hz, single phase power supply. Furnished with 6' power cord and NEMA 5-15 plug.
- One year limited parts and labor warranty.

OPTIONS

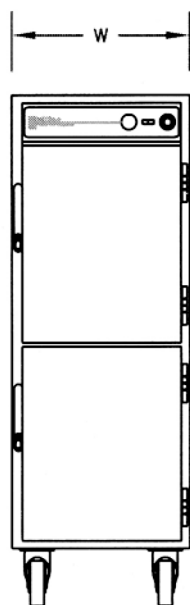
- ☐ 208/240 volt, 60 Hz, single phase with plug (NEMA 6-15).
- ☐ 1000 watt elements.
- ☐ Electronic temperature control.
- ☐ Humidity pan.
- ☐ Two year extended limited parts and labor warranty.

VULCANA2780
IS09001
Vulcan-Hart Co.**MODEL: VBS Series School Transport**

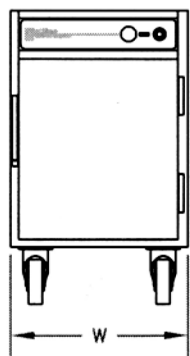
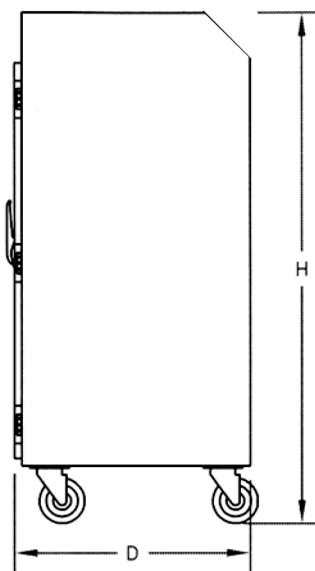


MODEL VBS Series

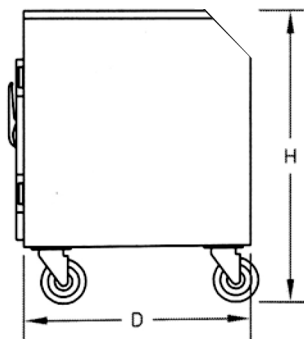
SCHOOL TRANSPORT



VBS15



VBS7



Model No.	Capacity	High	Deep	Wide	Installed Weight	Shipping Weight
VBS7	15 each 18" x 26" sheet pans	37 ⁵ / ₈ " 956mm	30 ¹ / ₄ " 781mm	23 ³ / ₄ " 584mm	165# 76 kg	195# 90 kg
VBS15	36 ea. 18" x 26" sheet pans	66" 1676mm	30 ¹ / ₄ " 781mm	23 ³ / ₄ " 584mm	265# 122 kg	315# 144 kg

NOTE: In line with its policy to continually improve its products, Vulcan-Hart Company reserves the right to change materials and specifications without notice.

VULCAN-HART COMPANY, P.O. BOX 696, LOUISVILLE, KY 40201, TEL. 1-800-814-2028